

**QUICK START****LICENSING****FEATURES
& TIPS****ONLINE****PHOTODISC
PRODUCTS****CONTACT US****GLOSSARY**

What's on your PhotoDisc™?

1. Acrobat Reader and Installer
2. Low, Medium and High Resolution Images (Volumes contain low and high resolution images only)
3. Image Pals™ Browser
4. Quick Start (QICKSTRT.PDF)
5. Text File
6. Read Me File (README.WRI: Please resource this document for disc specific technical notes)

Loading the PhotoDisc and Keyword Searching.

1. Insert the PhotoDisc into your CD-ROM drive.
2. Go to the FILE MANAGER, or MY COMPUTER (Win 95), and access your CD-ROM drive, usually your D: drive.
3. Double-click on the CD-ROM drive.
4. Double-click on the BROWSER2 folder.
5. Double-click on BROWSER.EXE or BROWSER (the open book in Win '95).

QUICK START**LICENSING****FEATURES
& TIPS****ONLINE****PHOTODISC
PRODUCTS****CONTACT US****GLOSSARY**

6. The browser application will launch and the image catalogue will open automatically.
7. Using the scroll bar to the right of the images, you may browse the images visually OR to keyword search with this catalog, select THUMBNAIL from the menu bar then SEARCH.
8. In the space to the right of KEYWORD, type in a single word or subject you wish to search for, click the ADD button, then click OK.
9. More specific searches can be performed by using the AND, OR buttons and adding additional keywords to the search criteria. ([more about KEYWORD SEARCHING](#) ▶)

After perusing the images:

1. Open your graphic design or page layout application
2. Locate the desired image from the disc and import the image from the PHOTOS folder (LO RES for comps. HI RES final output)

Product Catalogue

You have also received the PhotoDisc quarterly product catalogue. Send in your registration and you'll receive a free subscription to this publication.

Note for US Customers: If for any reason you are not satisfied with this product, return your PhotoDisc CD within 30 days for a full refund.



Quick Start



QUICK START

(PRODUCT INFORMATION ▶)

(CUSTOMER SERVICE INFORMATION ▶)

(LICENSING INFORMATION ▶)

(ONLINE INFORMATION ▶)

LICENSING

FEATURES
& TIPS

ONLINE

PHOTODISC
PRODUCTS

CONTACT US

GLOSSARY

Licensing Information



QUICK START

LICENSING

FEATURES
& TIPS

ONLINE

PHOTODISC
PRODUCTS

CONTACT US

GLOSSARY

END USER LICENSE AGREEMENT PhotoDisc Product License

THIS IS A LEGAL AGREEMENT BETWEEN YOU AND PHOTODISC, INC. (iPhotoDisci). BY OPENING THIS PACKAGE YOU AGREE TO BE BOUND BY THE TERMS OF THIS AGREEMENT. IF YOU DO NOT AGREE, PROMPTLY RETURN THE CD-ROM AND ALL ACCOMPANYING MATERIALS IN THE ORIGINAL CARTON FOR A FULL REFUND.

GRANT OF LICENSE

PhotoDisc grants you a personal, nontransferable, nonexclusive, nonsublicensable right to use the PhotoDisc images on this disc and any derivatives or copies (collectively, the iImagesi) on one computer and with one user at a time. The Images may be used: in materials for PERSONAL, INTERNAL, COMPANY and TEST or SAMPLE use, including COMPS (i.e., rough or draft layouts for client review) and for BROWSING, in ADVERTISING and PROMOTIONAL MATERIALS, in ANY ONLINE or other ELECTRONIC DISTRIBUTION SYSTEM (including in your web page design) and in BROADCASTS, and in ANY PRODUCT except printed books, or music CD, album, cassette tape or software packaging, or any for-sale product produced in quantities larger than 100,000 units. (For information on how to license images for these restricted uses, please see iAdditional Rights Availablei below.)

The Images may not be sublicensed or made available for use or distribution separately or detached from your product or web page. For example, you may use the Images as an integral part of your web page design, but you may not make the Images available for downloading separately or in formats designed or intended for permanent storage or re-use by web site users. Similarly, you may provide your clients with copies of the Images (including digital files) as an integral part of your work product, but may not permit them

Licensing Information

QUICK START

LICENSING

FEATURES
& TIPS

ONLINE

PHOTODISC
PRODUCTS

CONTACT US

GLOSSARY

to use the Images separately. If your client wishes to use an Image separately, either you on behalf of your client or your client must license that Image for your client's separate use, either through our web site at www.photodisc.com or by calling 1-800-528-3472 (U.S.A.) or 206-441-9355.

Except as specifically provided above, you may not copy this disc. Pornographic, defamatory, libelous or otherwise unlawful use of the Images is prohibited.

ADDITIONAL RIGHTS AVAILABLE

If you are unsure of your rights under this agreement or would like to use an Image in a printed book, or in music CD, album, cassette tape or software packaging, or in any for-sale product produced in quantities larger than 100,000 units, please contact PhotoDisc at either of the telephone numbers listed above, or at license@photodisc.com for more information.

WARRANTIES

PhotoDisc warrants this disc to be free from defects in material and workmanship for 90 days from delivery. Your sole and exclusive remedy for a breach of this warranty is the replacement of the disc or refund of the purchase price, at PhotoDisc's option. PHOTODISC MAKES NO OTHER WARRANTY, EXPRESS OR IMPLIED, INCLUDING, WITHOUT LIMITATION, ANY IMPLIED WARRANTIES OF MERCHANTABILITY OR FITNESS FOR A PARTICULAR PURPOSE. Some states do not permit the exclusion of implied warranties, and you may have other rights which may vary from state to state, NEITHER PHOTODISC NOR ITS LICENSORS SHALL BE LIABLE TO YOU FOR ANY GENERAL, SPECIAL, DIRECT, INDIRECT,

QUICK START

LICENSINGFEATURES
& TIPS

ONLINE

PHOTODISC
PRODUCTS

CONTACT US

GLOSSARY

CONSEQUENTIAL, INCIDENTAL, OR OTHER DAMAGES ARISING OUT OF THE LICENSE OF THE IMAGES OR OTHERWISE.

GENERAL

All rights to this disc and the Images are owned by PhotoDisc and its licensors and are protected by United States copyright laws, international treaty provisions and other applicable laws. PhotoDisc and its licensors retain all rights not expressly granted by this agreement. This disc is licensed only to you and may not be transferred without the prior written consent of PhotoDisc. The license contained in this agreement will terminate automatically without notice from PhotoDisc if you fail to comply with any provision of this agreement. Upon termination, you must immediately (i) stop using the disc and the Images, (ii) return the disc and all copies of it to PhotoDisc, and (iii) delete the Images and all copies from all magnetic media and destroy all other copies of the Images, or upon request of PhotoDisc, return all such copies to PhotoDisc. Your use of the Images must be in compliance with all applicable law, including, but not limited to, laws and regulations relating to currency and the law of moral rights. This disc and the Images are "Restricted Computer Software." Use, duplication, or disclosure by the U.S. Government is subject to restrictions as set forth in this agreement and as provided in DFARS 227.7202-1(a), and 227.7202-3(a) (1995), DFARS 252.227.7013 (OCT 1988), FAR 12.212(a) (1995), FAR 52.227-19, or FAR 52-227-14, as applicable.





QUICK START

LICENSING

**FEATURES
& TIPS**

ONLINE

PHOTODISC
PRODUCTS

CONTACT US

GLOSSARY

Decompressing and saving an image.

1. Insert the PhotoDisc into your CD-ROM drive.
2. Go to the FILE MANAGER, OR MY COMPUTER (Win '95), and access your CD-ROM drive, usually your D: drive.
3. Double-click on the CD-ROM drive.
4. Double-click on the BROWSER2 folder.
5. Double-click on the BROWSER.EXE or BROWSER (the open book in Win '95).
6. The Browser application will launch and the image catalogue will open automatically.
7. Once you have chosen an image to work with, select it.
8. From the menu bar at the top of the screen select FILE then CONVERT FILE FORMAT.
9. Under "Convert Image/Graphics File to" choose the TIFF file format. This is what we recommend for printing purposes.
10. Click the "Browse" button to select the directory you would like the image saved to.
11. Click OK to choose location.
12. Click OK to decompress the file.

QUICK START

LICENSING

FEATURES
& TIPS

ONLINE

PHOTODISC
PRODUCTS

CONTACT US

GLOSSARY

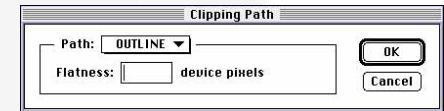
13. The image you select will be decompressed and saved to your hard drive. At this point, you may either search and download an additional file or choose the Browser, open your desktop publishing, design, word processing or presentation application and import the saved image.

Clipping Paths!

In an effort to reduce your work load, PhotoDisc™ OBJECT SERIES images include clipping paths. What is a clipping path you ask? Well...

Simply put, a clipping path is a carefully crafted outline around an object that allows you to “mask” the object and separate it from its background. This feature is particularly useful for dropping images into white space or onto a background image. Each image in the Object Series has a custom path embedded into all resolutions found on the disc. To access, open the image in Adobe Photoshop™ or similar image manipulation software.

A clipping path renders the smoothest edge definition around your object, constrained only by the resolution of your output device. Although the clipping path allows for extremely smooth masking, the quality of the masked edge still ultimately depends on the output device used. A masked object sent to a 3600 dpi imagesetter has a much cleaner defined edge than if it were printed on a 600 dpi laser printer.



QUICK START

LICENSING

FEATURES
& TIPS

ONLINE

PHOTODISC
PRODUCTS

CONTACT US

GLOSSARY

To use the clipping path, first open the image in Photoshop. (Note: You must use version 3.0 or newer to use the imbedded paths in the JPEG format.) In Version 3.0 "Show Paths" can be found in the "Palettes" submenu under the Window menu. The name of the path, OUTLINE, will then be visible in the paths palette. Click on the "OUTLINE" path and the path will appear superimposed on the opened image. Next, in the paths palette use the triangle pull-down menu to select the "Clipping Path" option. Then select OUTLINE in the path pop-up menu and click OK. Your clipping path has now been activated.

Within the "Clipping Path" submenu, we have established an appropriate flatness option for each object. The flatness option allows you to specify how smooth the outline will be rendered when processed for output. The lower the value, the smoother the edge of the outlined image. A blank setting instructs the output device to render the smoothest path possible. However, in complex documents a blank setting may cause PostScript errors on your output device. A slightly higher flatness setting may be required to print your image. Typically, a flatness setting of 3 to 5 is adequate. Most images can be set to a flatness of 5 to 8 without visible degradation of path quality. We have left the setting flatness blank to allow your output device to render the smoothest edge possible.

As a final step you must save your image as an Encapsulated PostScript (EPS) file onto your hard drive. The resultant EPS file can then be imported into any popular page layout or high-end drawing program.

You may also use the supplied path to create drop shadows and glow effects behind your image. These techniques are explained in depth in many of the third-party books that discuss techniques for enhancing images with Photoshop. We hope the supplied paths will save you many hours of tedious work and increase your creative options when using these images. Enjoy!

QUICK START

LICENSING

FEATURES
& TIPS

ONLINE

PHOTODISC
PRODUCTS

CONTACT US

GLOSSARY

Keyword Strategy

Get the most out of your keyword search...

PhotoDisc™ keywording is a simple, intuitive and accurate way to find photographs by using logical descriptive terms. We've even included abstract issues — such as focus, orientation, vertical or horizontal, etc. — in our keywording process.

Some tips for Quick Success

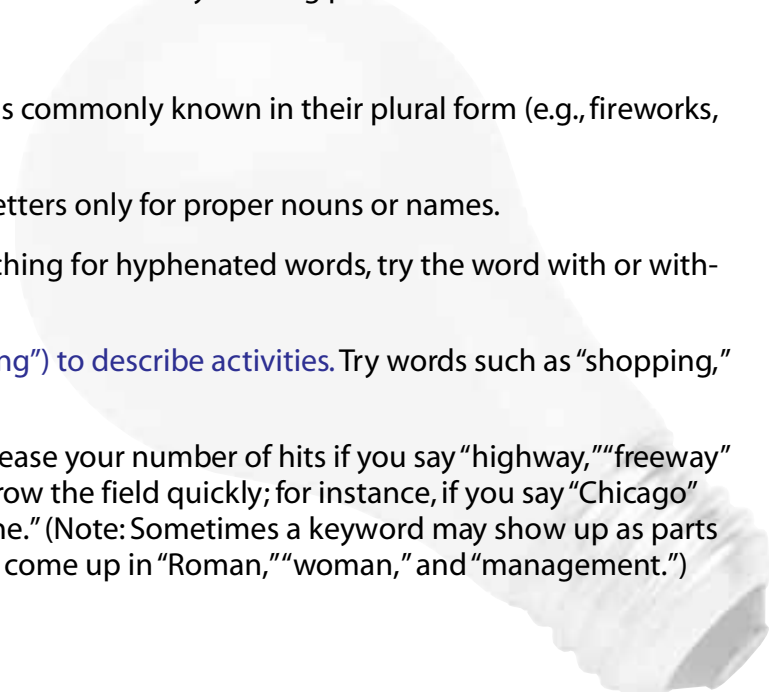
Use singular words. However, words commonly known in their plural form (e.g., fireworks, chopsticks, rapids) are used.

Use lowercase letters. Use capital letters only for proper nouns or names.

Don't use punctuation. When searching for hyphenated words, try the word with or without a space (e.g., "x ray" or xray").

Use gerunds (words ending with "ing") to describe activities. Try words such as "shopping," "running," and "playing."

Try more than one word. You'll increase your number of hits if you say "highway," "freeway" or "road." Be specific and you'll narrow the field quickly; for instance, if you say "Chicago" and "skyline" rather than just "skyline." (Note: Sometimes a keyword may show up as parts of other words: e.g. "man" may also come up in "Roman," "woman," and "management.")



Features & Tips

QUICK START

LICENSING

FEATURES
& TIPS

ONLINE

PHOTODISC
PRODUCTS

CONTACT US

GLOSSARY

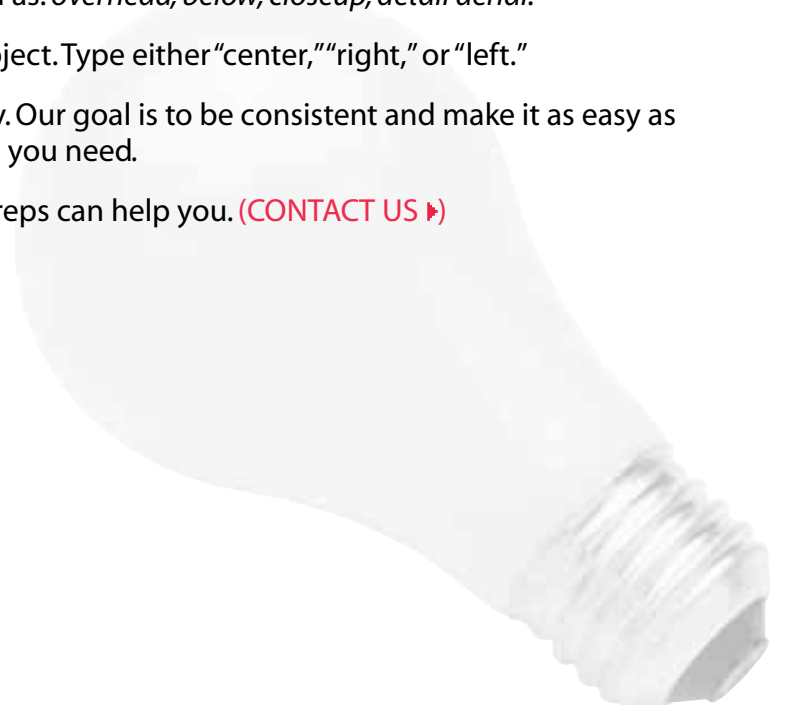
Describe types of people. Race, gender and age are included in every image depicting people. For images with only one person, words such as *child, woman, man* are included. For groups, use words such as *children, women, men*. Age categories include: *baby, toddler, child, teen, adult, elderly*.

Search by color and perspective, too. Primary colors used in the images are listed in the keywords. Perspectives are defined as: *overhead, below, closeup, detail aerial*.

Look for specific orientation of subject. Type either "center," "right," or "left."

Keywording is an evolving strategy. Our goal is to be consistent and make it as easy as possible for you to find the images you need.

Questions? Our Customer Service reps can help you. ([CONTACT US](#) ▶)





QUICK START

LICENSING

FEATURES
& TIPS**ONLINE**PHOTODISC
PRODUCTS

CONTACT US

GLOSSARY

Online!

www.photodisc.com

With Netscape Navigator or Internet Explorer you can purchase and download individual images directly from PhotoDisc's web site 24 hours a day. Our online collection boasts more than 50,000 images with thousands more added each month. Search for images by using specific keywords or general categories (such as *business, food, wildlife*, you get the idea). Our Virage® Visual Search engine allows you to find imagery based on visual cues such as color, composition and structure.

After registering, you can download free low resolution comping images from our web site, too. Once you're ready for final production in print or onscreen, you can buy the license to the image (or images) and download either a 600K or 10MB version. You can even pay for your license over the Internet, using our secure Cybercash™ purchasing system. Or, if you prefer not to register online, give us a call and we will take your credit card information over the phone. We will give you a user name and password and you can still download your images from the web.

About Registration

Registration is free. You can register online at any time for instant downloading access, or you can call 800-528-3472 and we can register you over the phone – but there is a 24 hour activation period.

QUICK START

LICENSING

FEATURES
& TIPS

ONLINE

PHOTODISC
PRODUCTS

CONTACT US

GLOSSARY

PhotoDisc's web site at-a-glance

- **Registered customers can get comping images for free:** Download any image (at 150K) for a closer look or to use in comps. (These free comping images are not legal for web or onscreen use; a basic license must be purchased first.)
- **Buy individual images:** Purchase and download single images (600KB or 10MB file sizes) directly from the Web site.
- **Easy searching tools:** Keyword searching makes it easy to find the perfect image; our Virage® Visual Search Engine offers an intuitive mechanism based on visual cues, such as color, composition, texture and structure.
- **Browse by CD-ROM title using Adobe Acrobat® PDF catalogs in the Image Collection section.**
- **Tips and tricks:** See our Design Mind section for features, examples and tips from top designers.
- **Photographer news:** In our "In the Loupe" section, read profiles on our photographers and preview their newest work

For Technical Support, call worldwide +1 (206) 269 1695 or send an e-mail to webtech@photodisc.com.

Customer Service: 800 528 3472 (U.S. and Canada) or +1 (206) 441 9355 (worldwide).



PhotoDisc Products



PhotoDisc™ brings you thousands of high quality images, grouped thematically into six product lines:

VOLUMES ▶ Includes themes such as business, sports, food and travel, with up to 400 images.

OBJECT SERIES ▶ From the essential to the quirky: transparent backgrounds and clipping paths offer great versatility.

BACKGROUND SERIES ▶ From sculpted metal to hand paintings. Versatile and aesthetic.

SIGNATURE SERIES ▶ Evocative and beautiful. Each features the work of one photographer.

FINE ART SERIES ▶ Some of the best-known American and European fine art.

ANIMATION SERIES ▶ Images come alive with motion and sound. Debut discs include “Metaphorically Blinking” and “Everyday Objects Live.”

See the entire PhotoDisc collection online at www.photodisc.com. (**ONLINE INFORMATION** ▶)

QUICK START

LICENSING

FEATURES
& TIPS

ONLINE

PHOTODISC
PRODUCTS

CONTACT US

GLOSSARY

QUICK START

LICENSING

FEATURES
& TIPS

ONLINE

PHOTODISC
PRODUCTS

CONTACT US

GLOSSARY

Background Series

Sculpted metal, hand paintings, magical plays of light and shadow—these are backgrounds that set the scene, ready for layering, typography and your ingenuity. Each disc features 100 backgrounds created by one artist or studio. As an added bonus, PhotoDisc has included tiling capabilities for additional seamless backgrounds.

Background Series 8

Brush Works by *Farinaz Taghavi*

Abstract expressions, finger paintings and carefully executed patterns. Some subdued and monochromatic, others crazy and colorful. All hand-painted by textile designer Farinaz Taghavi.

Background Series 7

Mod Twisters by *Jim Grant*

Rorschach tests? Soothing psychedelics? Microscopic lab specimens? Super mottles or refined marbled textures? Whatever. We like it.

QUICK START

LICENSING

FEATURES
& TIPS

ONLINE

PHOTODISC
PRODUCTS

CONTACT US

GLOSSARY

Background Series 6

Ethereal Shadows by *Thomas Brummett*

Ambiguous shapes. Saturated colors. Plays of light and shadow create a delicate, floating sense; a dream landscape.

Background Series 5

Wackgrounds by *Nick Koudis*

It's quirkiness at its best, from red licorice to hairy bellies to broken eggs. In a word: odd.

Background Series 4

Skani/9 Abstractions by *Skani/9, Inc.*

Urban abstractions. Blurred details that seem both familiar and mysterious. The result is a dream state of discovery.

Background Series 3

Wallscapes by *James P. Blair*

Expressive and accidental art on urban surfaces: graffiti, pictographs, etchings, scratches and scribbles—all collected during the photographer's world travels.

[QUICK START](#)[LICENSING](#)[FEATURES
& TIPS](#)[ONLINE](#)[PHOTODISC
PRODUCTS](#)[CONTACT US](#)[GLOSSARY](#)

Background Series 2

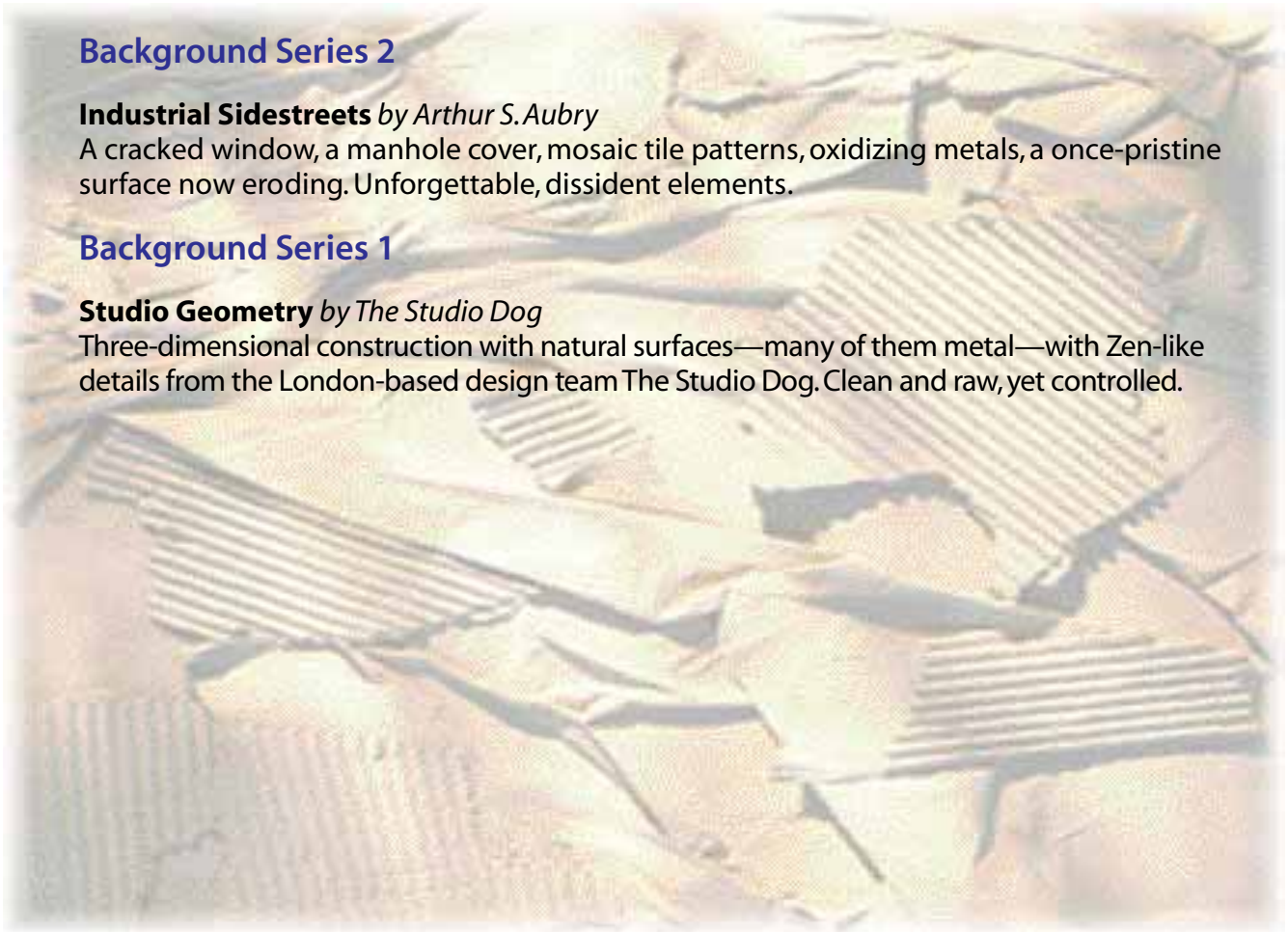
Industrial Sidestreets by Arthur S. Aubry

A cracked window, a manhole cover, mosaic tile patterns, oxidizing metals, a once-pristine surface now eroding. Unforgettable, dissident elements.

Background Series 1

Studio Geometry by The Studio Dog

Three-dimensional construction with natural surfaces—many of them metal—with Zen-like details from the London-based design team The Studio Dog. Clean and raw, yet controlled.



QUICK START

LICENSING

FEATURES
& TIPS

ONLINE

PHOTODISC
PRODUCTS

CONTACT US

GLOSSARY

The Fine Art Series

A brushstroke of genius. Spectacular creations from the masters of European and American art in a digital format. Tour a magnificent collection assembled from such venerable showcases as the Louvre, the Uffizi Gallery, and the British Museum. Each image is given the respect it's due: we don't crop edges and the color is exactly as it looks in person. The result? A gallery of images so real you'll feel as if you're standing behind red velvet ropes.

FA08 Business and Industry Illustrated

Highlights of America's industrial growth spurt are captured here through original, vintage illustrations.

FA07 Storybook Children

Illustrations pulled from the pages of time, spanning centuries and continents with universal myths and memories.

FA06 Religious Illustrations

Includes Christians, Buddhists, Moslems and Jews – and their evolving visions of virtue.

FA05 Myths and Legends

Memorable legends all beautifully rendered in oil and line drawings.



QUICK START

LICENSING

FEATURES
& TIPS

ONLINE

PHOTODISC
PRODUCTS

CONTACT US

GLOSSARY

FA04 American Fine Art and Illustration

PhotoDisc scanned original turn-of-the-century watercolors, illustrations and etchings for this disc. They feature “modern” people, from well-to-do ladies in a Model T to pioneering trappers on horseback.

FA03 Antique Maps and Heraldic Images

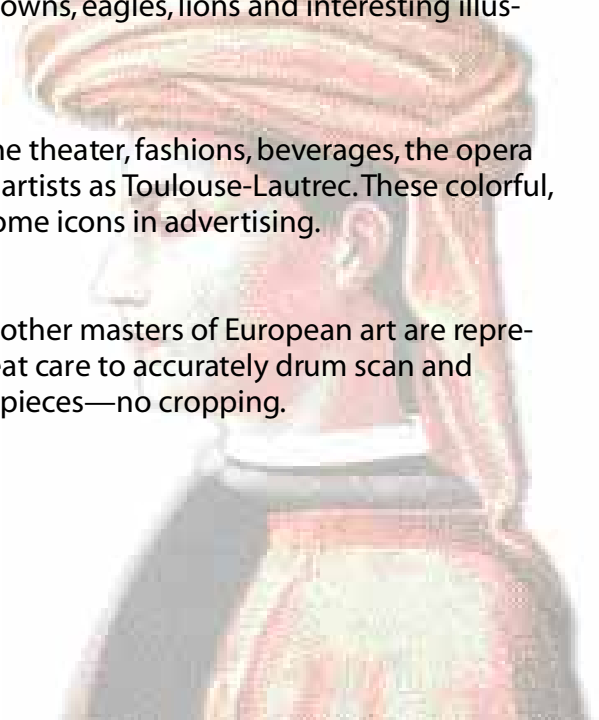
From the 1500’s to the early 1800’s come these incredibly detailed maps. Equally intricate are the heraldic images, adorned with shields, crowns, eagles, lions and interesting illustrated textures.

FA02 European Posters

You’re likely to recognize illustrations used for the theater, fashions, beverages, the opera and many other temptations of the day by such artists as Toulouse-Lautrec. These colorful, bold designs from Europe, 1880-1920, have become icons in advertising.

FA01 European Paintings

Leonardo da Vinci, Botticelli, Raphael, and many other masters of European art are represented in all their magnificence. We’ve taken great care to accurately drum scan and correct for any color migration. You’ll see entire pieces—no cropping.



QUICK START

LICENSING

FEATURES
& TIPS

ONLINE

PHOTODISC
PRODUCTS

CONTACT US

GLOSSARY

The Object Series

Here is an amazing menagerie of everyday items, quirky stuff, priceless trivia and essential icons—all in the PhotoDisc Object Series. We've worked with designers such as Clement Moc and Glenn Mitsui to assemble the best in digital objects, one of the many reasons the series won the 1995 MacUser Editors' Choice Award for best new graphic resource. Each disc includes up to 148 high-end images in three file sizes with easy-to-use clipping paths.

OS24 Working Bodies by Thomas Brummett

A multiplicity of people and occupations shot against a white background. Professions range from a bar bouncer to librarian.

OS23 Travel and Vacation Icons by C Squared Studio

A beach ball, bikini, sunglasses, golf clubs and a nice, tall cocktail; snowshoes, a backpack and rolls of films. Icons that conjure up warm, relaxing days; gear that gets you going.

OS22 Metaphors and Symbols by CMCD

A rack of bones, a mouse in a maze, spilt milk ... the grass is always greener on the other side where money does grow on trees ... you get the idea.

OS21 Lions, Tigers and Bears by CMCD

Furry and slippery friends of the forest, savanna and swamp. Features 45 wild ones, including a zebra, cougar, pachyderm, wombat, tegu lizard and desert tortoise.

QUICK START

OS20 In Character by Joshua Ets-Hokin

A lounge lizard, the classic bumbling American tourist, a fairy princess, a cybergreek and a cast of superheroes all leap from this disc.

OS19 Festivities by Steve Cole

All the festive occasions that give us reason to celebrate, from a baby's debut in the world to green beers on St. Patrick's Day. Most Western holidays represented.

OS18 Everyday Animals by CMCD

A menagerie featuring familiar inside pets, outdoor pests and animals, from backyards and barnyards.

OS17 Doors and Windows by CMCD

Features symbolic portals, classic elevator cages, a bay window, stained glass and more. Frame an idea or open up to a new view.

OS16 Tool Shed by CMCD

Some of the most dependable, common tools a true craftsman has. Designers requested real tools and that's what we've collected; each tool leads a full life and you can almost imagine the circumstances of its existence. All images in grayscale; add color if you choose.

OS15 InfoMedia by CMCD

Icons from the Information Age and the Age of Technology: a gramophone, a modem to the internet. The message is media - classic and modern links between people.

LICENSING

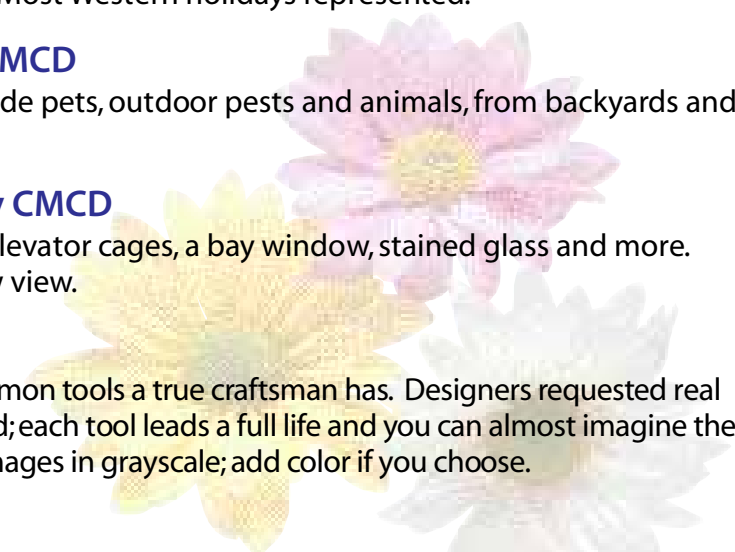
FEATURES
& TIPS

ONLINE

PHOTODISC
PRODUCTS

CONTACT US

GLOSSARY



QUICK START

LICENSING

FEATURES
& TIPS

ONLINE

PHOTODISC
PRODUCTS

CONTACT US

GLOSSARY

OS14 World Games by CMCD

Photographed against a white background, these images isolate the essence of athletic achievement.

OS13 Just Flowers by C Squared Studios

Simple, natural petals, posies and bouquets make wonderful color accents and botanical borders.

OS12 Just Documents by CMCD

A wide variety of frequently used business, financial and personal documents.

OS11 Just Hands by CMCD

Hand gestures, signaling, and hands holding familiar objects.

OS10 Just Tools by CMCD

Tools for communicating a message—useful objects for the task at hand.

OSO9 Metaphorically Speaking by CMCD

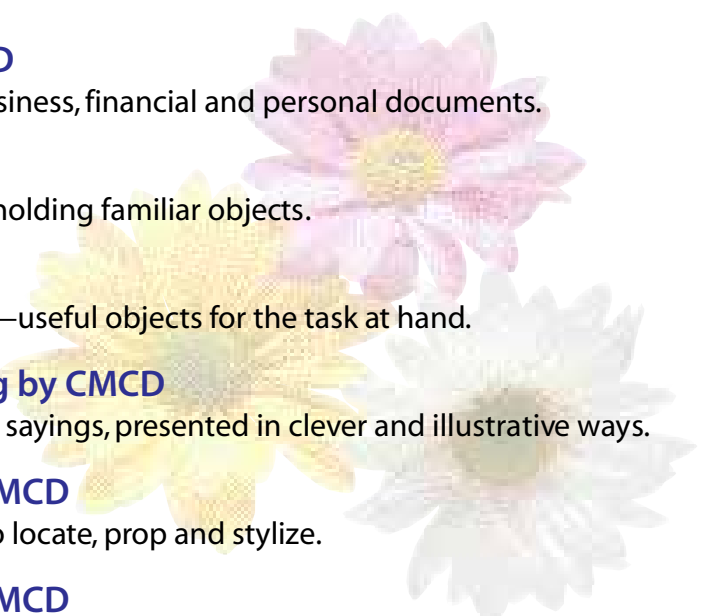
Metaphors, visual puns and everyday sayings, presented in clever and illustrative ways.

OSO8 Everyday Objects 3 by CMCD

Things that would take a long time to locate, prop and stylize.

OSO7 Everyday Objects 2 by CMCD

Objects that help you illustrate familiar activities and ideas with a whimsical twist.



QUICK START

OSO6 Everyday Objects 1 by CMCD

Familiar things that are as handy in design as they are at home.

OSO5 Visual Symbols by CMCD

A "best of" disc, with high resolution images from each of the other Object Series discs.

LICENSING

OSO4 Retro Relics by Glenn Mitsui

A medley of unusual, usable objects with an inclination toward pop-culture pieces.

FEATURES
& TIPS

OSO3 Architectural Elements from The Palma Collection

Columns, friezes, pediments and other architectural components from 1880-1940.

ONLINE

OSO2 Faces and Hands by Nick Koudis

Facial features and expressions, hands holding familiar objects, and hand gestures.

PHOTODISC
PRODUCTS

OSO1 Fruits and Vegetables by C Squared Studios

Each photo represents one type of produce shot on a white background.

CONTACT US

GLOSSARY



QUICK START

LICENSING

FEATURES
& TIPS

ONLINE

PHOTODISC
PRODUCTS

CONTACT US

GLOSSARY

The Signature Series

PhotoDisc™ presents an evocative, astoundingly pure collection of images as individual as the signatures of the professionals who captured them. Each disc contains the work of one carefully selected photographer or studio whose work projects powerful moods. These images are strong enough to carry a cover concept, yet subtle and versatile enough to serve as rich backdrops. The aesthetic quality of the Signature Series sets PhotoDisc apart.

SS16 Everyday People by Barbara Penoyar

Features cultures, faces, ages and feelings as diverse as the products you design.

SS15 Business Metaphors and Details by Thomas Brummett

Purposely shot to accommodate horizontal and vertical layouts and typography.

SS14 Cultural Arts by Steve Cole

A violin, a dancer's shoes, stylized shots of paintbrushes — exquisite small treasures recalling performance and visual arts.

SS13 Panoramic Landscapes by Gary Irving

Broad, sweeping images of rolling pastures, storm clouds gathering in a wide sky, forests and fields of color.

SS12 Evocative Landscapes by Kaz Chiba

Subdued, moody light gives these scenes an air of contemplation or mysticism.

QUICK START

SS11 Details of Nature by Jim Linna

Natural colors and directional light give a beautiful cast to these vividly detailed images.

SS10 Colorful Contrasts by Nick Koudis

Colored light is cast at dramatic angles across household objects as though they're on stage.

LICENSING

SS09 Vintage Vignettes by Design Photo Image

Antique objects shot in warm, romantic light and subdued color.

FEATURES
& TIPS

SS08 Study of Form and Color by Tony Ise

Shape, texture and vivid color are used to create compelling and highly artistic compositions.

ONLINE

SS07 Action Sports by Sean Thompson

Athleticism, competition, performance—top athletes captured in a moment of grace, speed and agility.

PHOTODISC
PRODUCTS

SS06 Floral Impressions by Alan Pappé

Close-ups of flowers, lit and styled for brilliant effect with incredible color.

CONTACT US

SS05 Wild West by Jules Frazier

Western life. Real cowboys at work in corrals, on ranches, in the mountains and on the plains.

GLOSSARY

SS04 The Painted Table by Kitchen Arts

A collaboration of world renowned food photographers' images that are both aesthetic and appetizing.

QUICK START

LICENSING

FEATURES
& TIPS

ONLINE

PHOTODISC
PRODUCTS

CONTACT US

GLOSSARY

SS03 Children of the World by Frederick Shussler

Engaging images of children from every nationality and background.

SS02 Urban Perspectives by Kent Knudson

Offbeat, graphically mesmerizing views of the urban and industrial landscape, its architecture and people.

SS01 Colors by Hans Wiesenhofer

A collection of vivid, graphically bold images featuring a spectrum of colors.



QUICK START

LICENSING

FEATURES
& TIPS

ONLINE

PHOTODISC
PRODUCTS

CONTACT US

GLOSSARY

PhotoDisc™ Volumes

Here they are. The tried-and-true cadre of original, award-winning discs that belong in every collection. Timeless, powerful, eminently useful images you can use to punctuate designs or build an entire concept. All impeccably drum scanned for the ultimate in quality. Some of our newest releases:

Volume 40 Health and Medicine 2

Depicts the reality of health care today, from diagnostics, monitoring, emergency treatment, surgery and natural treatments.

Volume 39 Industry and Transportation

Construction sites, industrial settings and the realities of the working world.

Volume 38 Weekend Living

Spirited, passionate, fun-loving images showing weekend ways: gardening, recreational sports, relaxing and hanging out.

Volume 37 Beyond Retro

Our newest retro disc featuring funny, kitschy and authentic images from an ad agency's 1950s archives.

Volume 36 Nature Scenes

From elemental details to sweeping landscapes: inspiring images of our natural world.



[QUICK START](#)[LICENSING](#)[FEATURES
& TIPS](#)[ONLINE](#)[PHOTODISC
PRODUCTS](#)[CONTACT US](#)[GLOSSARY](#)

Volume 35 Business Today

All-new photos illustrating how people really work today. Shot with diverse models and office situations.

Volume 34 Spacescapes

Images shot from space as well as computer-generated images of Earth and other planets.

Volume 33 Mature Lifestyles

Active retirees, business leaders and grandparents show the vitality — rather than the stereotypes — of an older generation.

Volume 32 World Religions

Spirituality reflected through people, activities, icons and architecture. Includes Islam, Judaism, Christianity, Buddhism and many other religions.

Volume 31 Environmental Concerns

From natural disasters to man-made impacts on the environment.

Volume 30 Contemporary Cuisine

From simple mixed greens to decadent desserts: a full menu of the foods we love today.

Volume 29 Modern Technologies

A rich resource for biotechnology, medical and telecommunications issues.



QUICK START

LICENSING

FEATURES
& TIPS

ONLINE

PHOTODISC
PRODUCTS

CONTACT US

GLOSSARY

Volume 28 People, Lifestyles and Vacations

Weekend activities, leisure sports and vacations featuring people from varied cultural backgrounds.

Volume 27 International Sports

An encyclopedia of competitive sports, covering major summer and winter events.

Volume 26 Homes and Gardens

Modern and traditional homes; some design showcases, others familiar and homey.

Volume 25 Government and Social Issues

Hard-to-illustrate issues from today's society.



QUICK START

LICENSING

FEATURES
& TIPS

ONLINE

PHOTODISC
PRODUCTS

CONTACT US

GLOSSARY

For detailed descriptions, please call PhotoDisc or go to www.photodisc.com

PhotoDisc Volumes – 336 images except where noted

- 40 **NEW** Health and Medicine 2
- 39 **NEW** Industry and Transportation
- 38 **NEW** Weekend Living
- 37 **NEW** Beyond Retro
- 36 **NEW** Nature Scenes
- 35 **NEW** Business Today
- 34 Spacescapes
- 33 Mature Lifestyles
- 32 World Religions
- 31 Environmental Concerns
- 30 Contemporary Cuisine
- 29 Modern Technologies
- 28 People, Lifestyles and Vacations
- 27 International Sports
- 26 Homes and Gardens
- 25 Government and Social Issues
- 24 Education
- 23 Far Eastern Business and Culture
- 22 European Landmarks and Travel



QUICK START

LICENSING

FEATURES
& TIPS

ONLINE

PHOTODISC
PRODUCTS

CONTACT US

GLOSSARY

- 21 Retail, Shopping and Small Business
- 20 Food Essentials
- 19 Agriculture
- 18 Health and Medicine
- 17 European People, Business and Lifestyles
- 16 US Landmarks and Travel
- 15 Family and Lifestyles
- 14 Business and Transportation
- 13 Italian Fine Art, Prints and Photographs (236 images)
- 12 Food and Dining
- 11 Retro Americana
- 10 Sports and Recreation
- 9 Holidays and Celebrations
- 8 Backgrounds and Objects
- 7 Business and Occupations
- 6 Nature, Wildlife and the Environment
- 5 World Commerce and Travel (352 images)
- 4 Science, Technology and Medicine (227 images)
- 3 Backgrounds and Textures (111 images)
- 2 People and Lifestyles (409 images)
- 1 Business and Industry (408 images)





Contacting PhotoDisc



QUICK START

LICENSING

FEATURES
& TIPS

ONLINE

PHOTODISC
PRODUCTS

CONTACT US

GLOSSARY

For technical support worldwide:

Telephone

+1 206 269 1695

Internet

techsupport@photodisc.com

For customer service and sales assistance:

Telephone

Worldwide: +1 206 441 9355

US: 800 528 3472

Europe: +44 (0) 181 255 2900

UK: 0800 697 622

France: 05 90 04 20

Sweden: 020 79 14 90

Internet

sales@photodisc.com

FAX

US/Worldwide: +1 206 441 4961

UK: +44 (0) 181 255 2930

PhotoDisc, Inc.

2013 Fourth Avenue

Seattle, WA 98121

USA

PhotoDisc Europe Ltd.

Regal House

70 London Road

Twickenham TW1 3QS

United Kingdom



GLOSSARY

Bitmap image - An image with 1 bit of color information per pixel, also known as a bitmapped image. The only colors displayed in a bitmapped image are black and white.

Brightness - One of three dimensions of color; the other two are hue and saturation. The term is used to describe differences in the intensity of light reflected from or transmitted through an image independent of its hue and saturation.

CMYK - The four process colors used in printing: cyan, magenta, yellow, and black.

CMYK image - A four-channel image containing a cyan, magenta, yellow and black channel. A CMYK image is generally used to print a color separation.

Color correction - The changing of the colors of pixels in an image, including adjusting brightness, contrast, mid-level grays, hue, and saturation to achieve optimum printed results.

Color proof - A representation of the final printed product, for checking color accuracy and other elements.

Color separation - The process of splitting full-color artwork into its CMYK components; one or all four of the separate pieces of film from which a four-color version will be printed.

Continuous-tone image - An image containing gradient tones from black to white.

QUICK START

LICENSING

FEATURES
& TIPS

ONLINE

PHOTODISC
PRODUCTS

CONTACT US

GLOSSARY

QUICK START

LICENSING

FEATURES
& TIPS

ONLINE

PHOTODISC
PRODUCTS

CONTACT US

GLOSSARY

Contrast - The tonal gradation between the highlights, midtones, and shadows in an image.

DCS Desktop Color Separation - A file format that creates four color separations.

DPI Dots per inch - A measure of image resolution.

Four-color process printing - The basic method of recreating a broad spectrum of colors on a printing press.

Grayscale image - An image consisting of up to 256 levels of gray, with 8 bits of color data per pixel.

Halftone - The reproduction of a continuous-tone image, made by using a screen that breaks the image into various size dots.

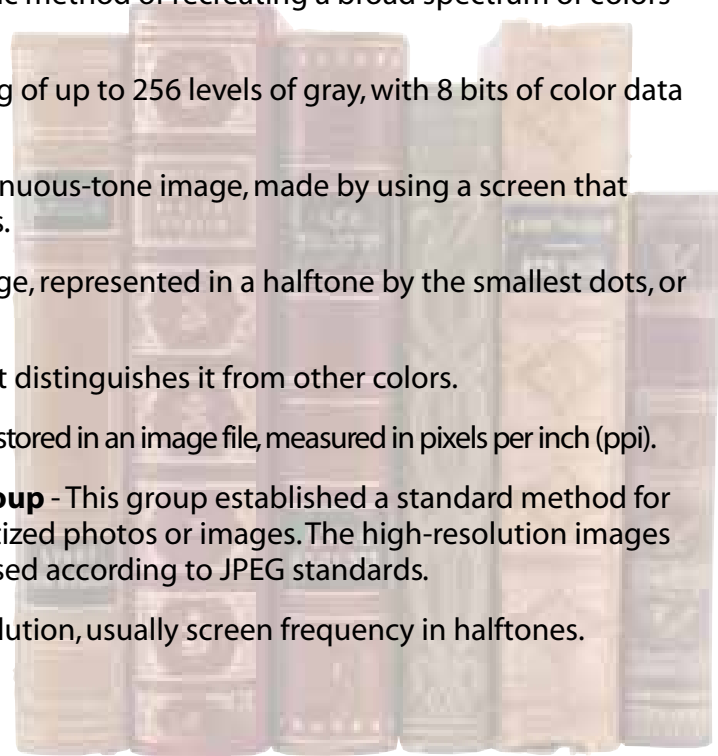
Highlight - The lightest part of an image, represented in a halftone by the smallest dots, or the absence of dots.

Hue - The main attribute of a color that distinguishes it from other colors.

Image resolution - The amount of data stored in an image file, measured in pixels per inch (ppi).

JPEG Joint Photographic Experts Group - This group established a standard method for compressing and decompressing digitized photos or images. The high-resolution images provided with PhotoDisc are compressed according to JPEG standards.

LPI Lines per inch - A measure of resolution, usually screen frequency in halftones.



QUICK START

LICENSING

FEATURES
& TIPS

ONLINE

PHOTODISC
PRODUCTS

CONTACT US

GLOSSARY

Luminance Lightness - The highest of the individual RGB values plus the lowest of the individual RGB values, divided by two; a component of a Hue-Saturation-Lightness image.

Midtone - Tonal value of dot, located approximately halfway between the highlight value and the shadow value.

Moire pattern - An undesirable pattern in color printing, resulting from incorrect screen angles of overprinting halftones. Moire patterns can be minimized with the use of proper screen angles.

Pixel - A single dot on a computer display or in a digital image.

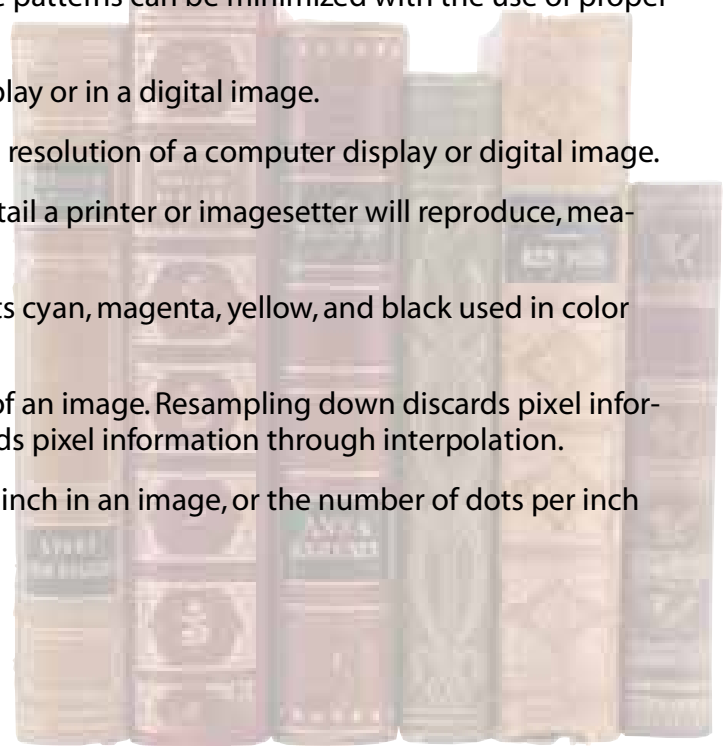
PICT - Pixels per inch, a measure of the resolution of a computer display or digital image.

Printer resolution - The amount of detail a printer or imagesetter will reproduce, measured in dots per inch (dpi).

Process color - The four color pigments cyan, magenta, yellow, and black used in color printing.

Resample - To change the resolution of an image. Resampling down discards pixel information in an image; resampling up adds pixel information through interpolation.

Resolution - The number of pixels per inch in an image, or the number of dots per inch used by an output device.



QUICK START

LICENSING

FEATURES
& TIPS

ONLINE

PHOTODISC
PRODUCTS

CONTACT US

GLOSSARY

RGB - Red, green, and blue, the additive primaries; RGB is the basic additive color model used for color video display, as on a computer monitor.

Saturation - The amount of gray in a color. More gray in a color means lower saturation; less gray in a color means higher saturation.

Screen angle - The angle at which the halftone screens are placed in relation to one another.

Screen frequency - The density of dots on the halftone screen, commonly measured in lines per inch (lpi). Also known as screen ruling.

Shadow - The darkest part of an image, represented in a halftone by the largest dots.

Thumbnails - Miniature pictures, resembling slides, that the LightBox catalogue displays. Each thumbnail contains specific information for each image that comes with PhotoDisc.

TIFF - Tagged Image File Format, a file format for exchanging bitmapped and grayscale images among applications.

